

CSE BLISS

MANUFACTURING, LLC



CSE Bliss Manufacturing, LLC

P.O. Box 1332 Ponca City, Oklahoma U.S.A. 74602

Ph# 580-749-4895 Fax# 580-749-4279


CSE Bliss Hammermills are designed using over 40 years of experience along with using customer suggestion that you can only get being directly in the industry.

CSE offers hammermills in a variety of sizes, which allows us to meet any size reduction needs that our customers may have.

KEY FEATURES

HOUSINGS

- The housings are made of heavy duty 3/8"-1" A36 steel plate
- Reduced noise level
- The housings are made to remove the rotor from the side without removing bearings from the shaft.



BEARINGS

- CSE Bliss Hammermills come standard with Dodge Imperial Bearings. These bearings are two pieces that house a spherical roller bearing with a taper lock to secure the bearing to shaft.

INTERNAL WEAR PARTS

- CSE Bliss has easy replaceable wear plates to assure protection of the housing to give the hammermill a longer life.




Doors

- CSE Bliss hammermills have doors that slide out of the way with ease.
- Full Access to the grinding chamber
- Made from 3/8" thick A-36 plate



Rotors

- Rotors are machined and balanced with spanner nuts.
- Rotors are precision balanced and tested with the hammermill at operating speed to break the bearings in and assure the vibration is in tolerance. This insures a problem free startup.



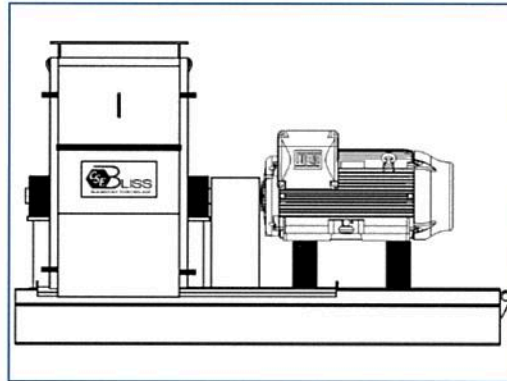
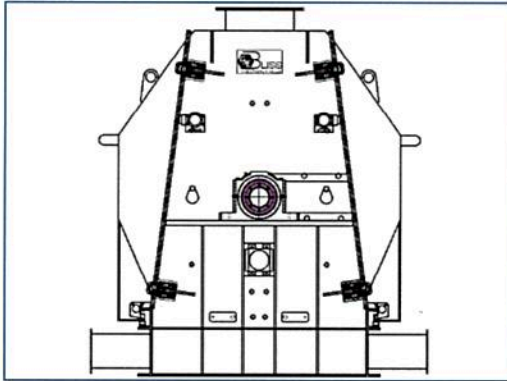
Spring Loaded Screen Carriages

- Laser cut to hold precision fit to the wear plate.
- Made to last longer and hold shape.

Options

- Auto directional gate
- Vibration Switch
- Door Safety Interlock Switches
- Rubber Vibration Isolation pads





Model#	DIAMETER	RPM	TIP SPEED	HP	SCREEN AREA
CSE1912HM	19"	3600	17,907 FPM	15-50	576 SQ/IN
CSE1915HM	19"	3600	17,907 FPM	20-60	720 SQ/IN
CSE2210HM	22"	3600	20,735 FPM	15-50	600 SQ/IN
CSE2215HM	22"	3600	20,735 FPM	30-75	870 SQ/IN
CSE3815HM	38"	1800	17,907 FPM	60-100	1500 SQ/IN
CSE3820HM	38"	1800	17,907 FPM	75-150	2000 SQ/IN
CSE3824HM	38"	1800	17,907 FPM	100-200	2400 SQ/IN
CSE3830HM	38"	1800	17,907 FPM	125-250	3000 SQ/IN
CSE3836HM	38"	1800	17,907 FPM	150-300	3600 SQ/IN
CSE3848HM	38"	1800	17,907 FPM	200-450	4800 SQ/IN
CSE3860HM	38"	1800	17,907 FPM	250-500	5760 SQ/IN
CSE4415HM	44"	1800	20,735 FPM	75-100	1800 SQ/IN
CSE4420HM	44"	1800	20,735 FPM	100-200	2400 SQ/IN
CSE4424HM	44"	1800	20,735 FPM	125-250	2880 SQ/IN
CSE4430HM	44"	1800	20,735 FPM	150-300	3600 SQ/IN
CSE4436HM	44"	1800	20,735 FPM	200-350	4320 SQ/IN
CSE4448HM	44"	1800	20,735 FPM	250-450	5760 SQ/IN
CSE4460HM	44"	1800	20,735 FPM	300-600	7200 SQ/IN



CSE Bliss Manufacturing LLC.

P.O. Box 1332, Ponca City, Oklahoma U.S.A 74602

Jason Bliss: (580) 304-9432, Email: jason@csebliss.com

Rick Bliss: (580) 716-2365, Email: rick@csebliss.com

Website: www.csebliss.com