

Frozen Protein Cutting Solutions for Pet Food




Paul Krechel
Senior Market Manager
Protein Industries

About Us

- Over 40 years experience in the industrial food equipment industry
- Specialize in industrial food cutting solutions - 1998
- Design, manufacture and distribute FAM equipment (exclusive North America Distributor)

About Us



- Client Center – Canada and USA

- Provide complete line solution from product handling up to packaging

- Custom Solutions

Deville Technologies

- Partner with our clients to build long term relationships
- Develop complete solutions that deliver *business value*
- Design, test, and build equipment to deliver a perfect cut quality with impeccable hygiene

Client Support

- Deville Canada
- Deville USA
 - (Kenosha, Wisconsin)
- Client Centers
 - R&D location for clients

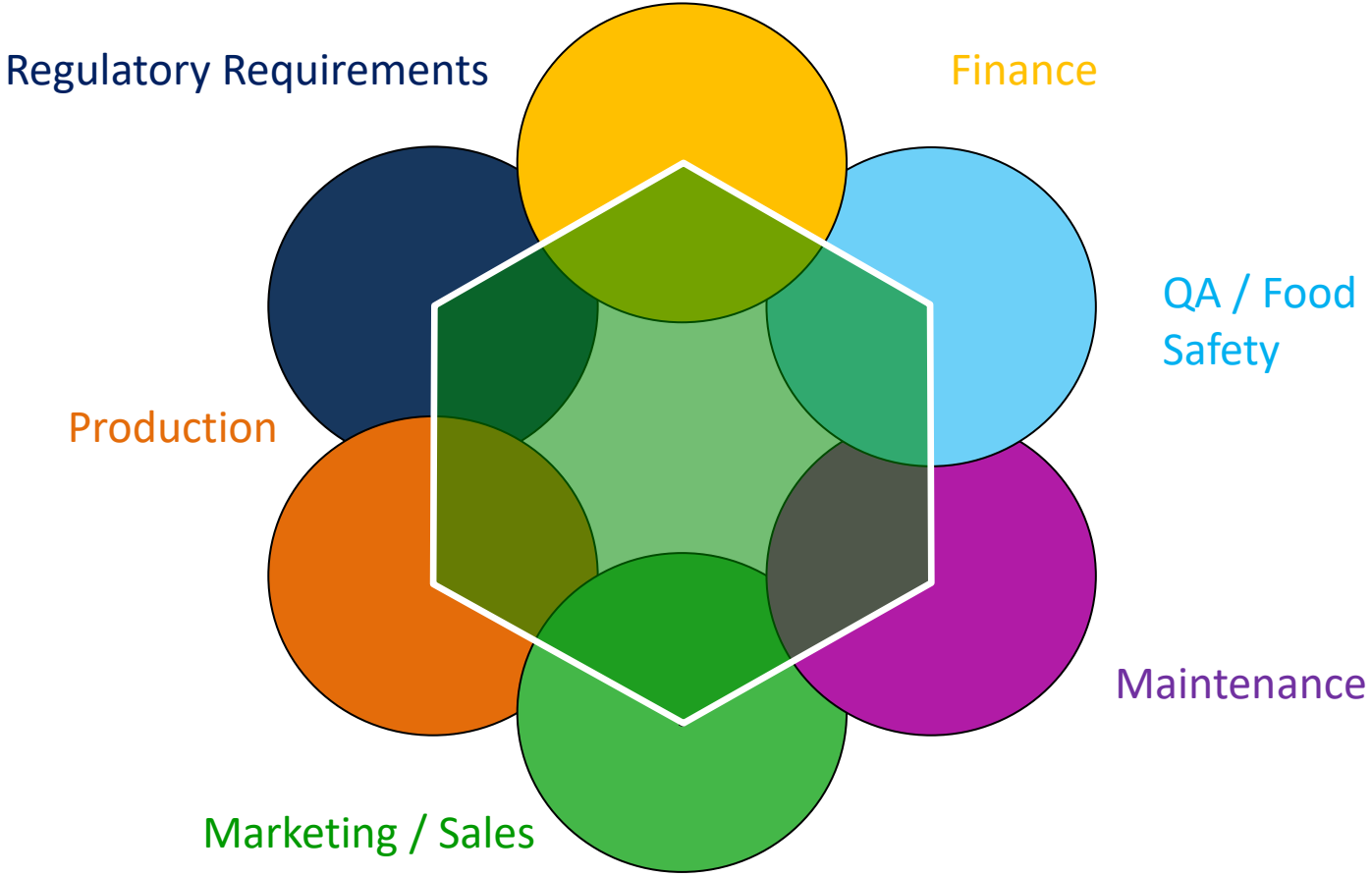


Service

- Gold Standard
- 24/7 support
- Dedicated Project Team
- Stock of spare parts
 - Kenosha, Wisconsin



Holistic Approach to Sanitary Design

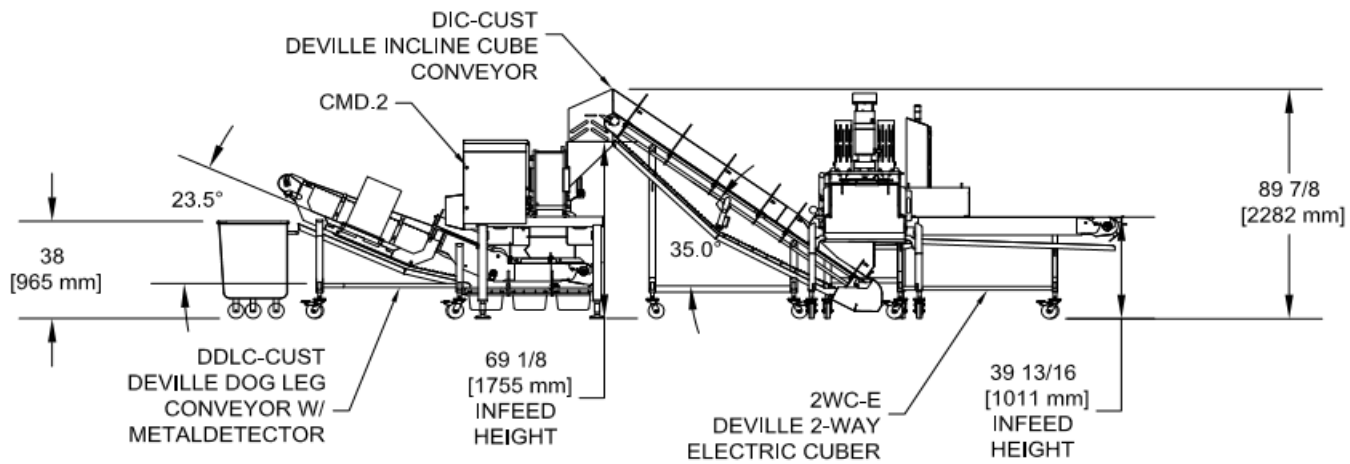
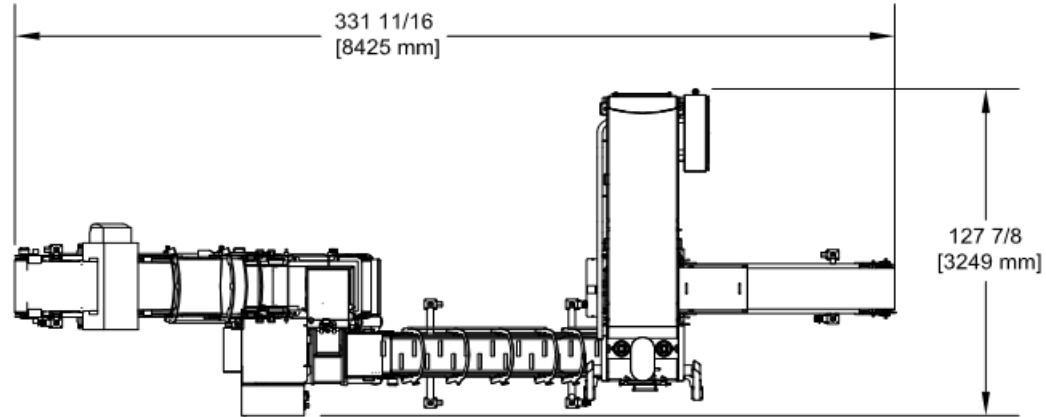


Freeze Dried Applications

- Full processing lines from frozen blocks
- Ability to dice frozen proteins as low as 15F (-9C)
- Full R&D capabilities for new product sizes.
- Sanitary designs following USDA guidelines
- Extensive experience with all protein and pet food applications

Frozen Dicing for Freeze Dried Applications

THIS DOCUMENT IS THE EXCLUSIVE PROPERTY OF DEVILLE TECHNOLOGIES INC. AND MAY NOT BE USED OR REPRODUCED, IN WHOLE OR PART, WITHOUT THE EXPRESS WRITTEN PERMISSION OF DEVILLE TECHNOLOGIES INC.				
REV #	ECN #	DESCRIPTION	DATE	INIT



DEVILLE
TECHNOLOGIES

8515, Henri-Bourassa W.
Montreal, QC
H4S 1P7

TEL: (514) 366-4545
FAX: (514) 366-9806
www.devilletechnologies.com

DRAWN BY:
F.S

DATE:
2019-10-31

CHECKED BY:
K.B

MATERIAL:
SS 304

MACHINE: 2WC-E, DIC, CMD.2, DDLC

SHEET:
1 OF 1



DECIMALS / DECIMAUX: xx ± .01
DECIMALS / DECIMAUX: xxx ± .002
FRACTIONS / FRACTIONS: ± 1/32
ANGULAR / ANGULAIRE: ± 0.5°
BREAK ALL SHARP EDGES /
BRISER TOUTES LES ARRETES

MAT'L TREATMENT:
FINISH #4


SCALE:
NTS

TITLE: GEN LAYOUT - CMD.2 W/ 2-WAY
ELECTRIC CUBER

DWG NO: B3017

FORMAT
B

2-Way Automatic Servo Cuber



-Bi-directional, auto loading, cutting machine

-Automatic loading infeed conveyor to auto load protein block

-Panelview Plus 7 HMI Touchscreen with "real time" display


- Allows for easy programming of recipes to enhance consistency
- Allows for troubleshooting
- Controls ancillary equipment for an integrated system

Incline Conveyor



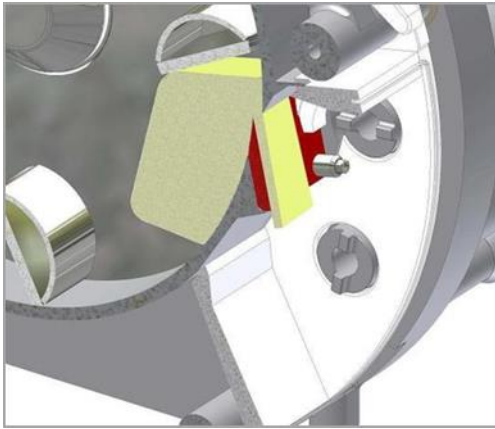
- Transports product to dicer
- $\frac{3}{4}$ HP Vandergraph drum motor, w/ Allen Bradley PowerFlex 525 VFD
- Tool-less disassembly
- Cantilever design for easy belt removal

Dicer Selection Principle

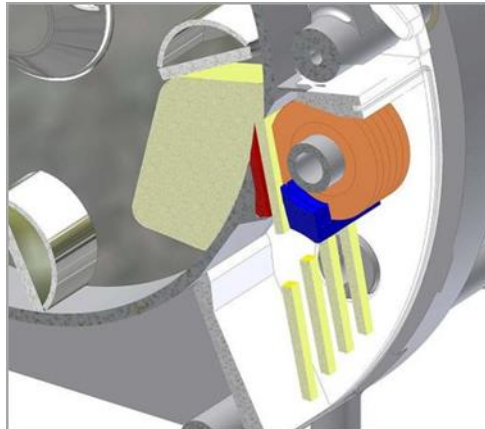


- Selection
- Size of the drum
 1. Drum depth
 2. Inner drum diameter
 3. Distance between 2 adjacent paddles
 4. Number of paddles
 5. Paddle wheel opening
- Cut sizes
- Capacity

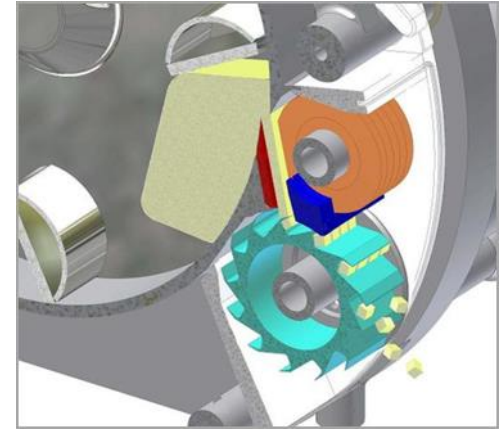
3 Dimensional Cutting



Slice



Strips



Dice


CMD.2

High Capacity Dicer


- Dice Sizes : 1/8" - 1"
- 10,000+ capacity
- Motor : 15hp
- Frozen applications
- Complete separation between drive and product zone
- Simple installation and dismantling of cutting tools



CMD.2 Cutting Zone



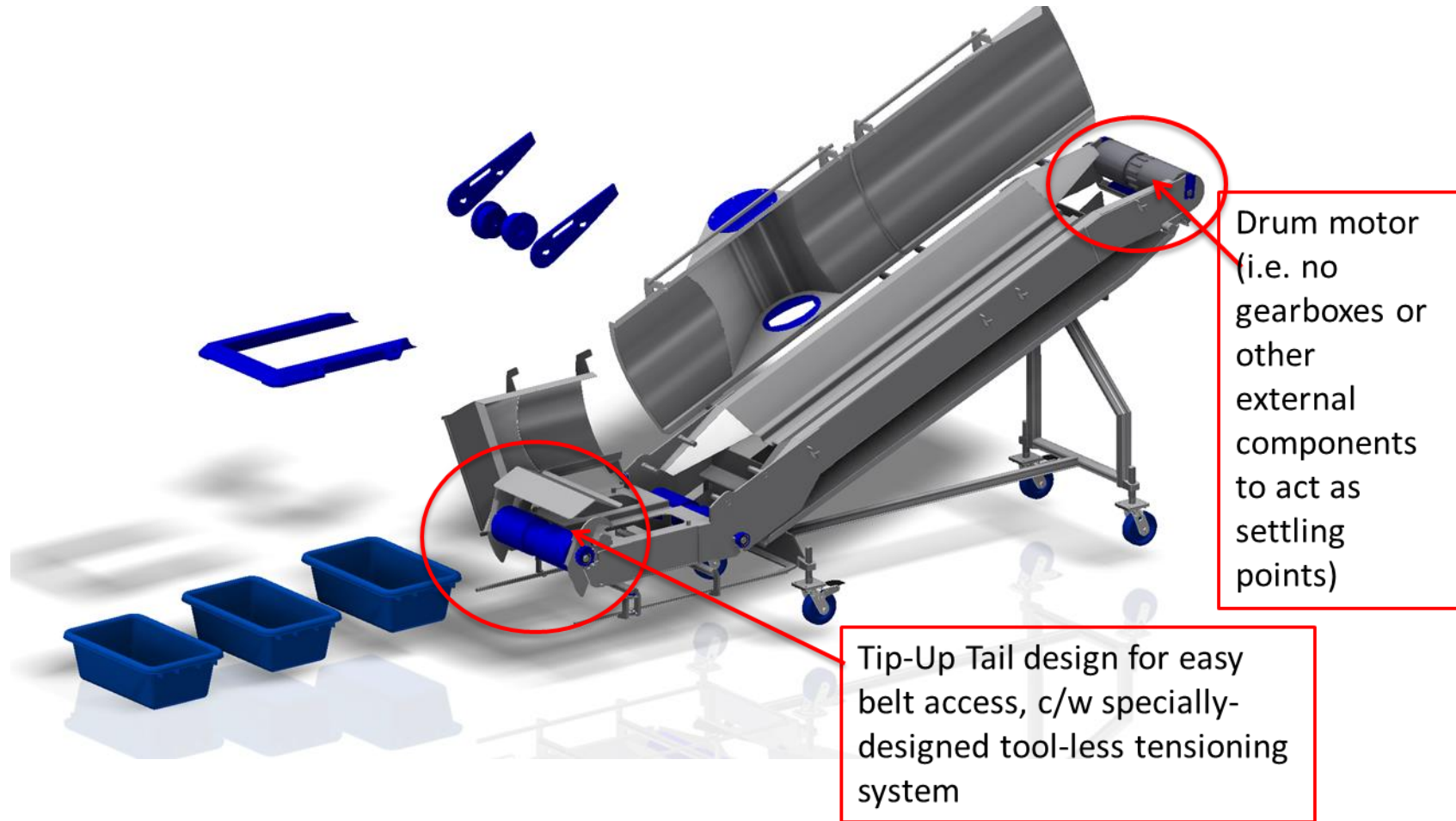
Complete Separation between product and mechanical zones





Deville Exit Conveyor from Dicer



Exit Conveyor from Dicer

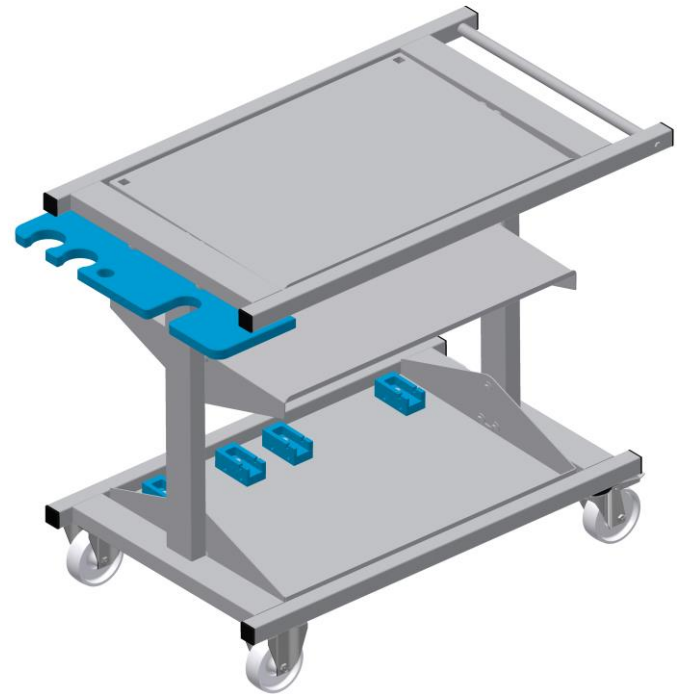


Deville Exit Conveyor



Cutting Tool Trolley

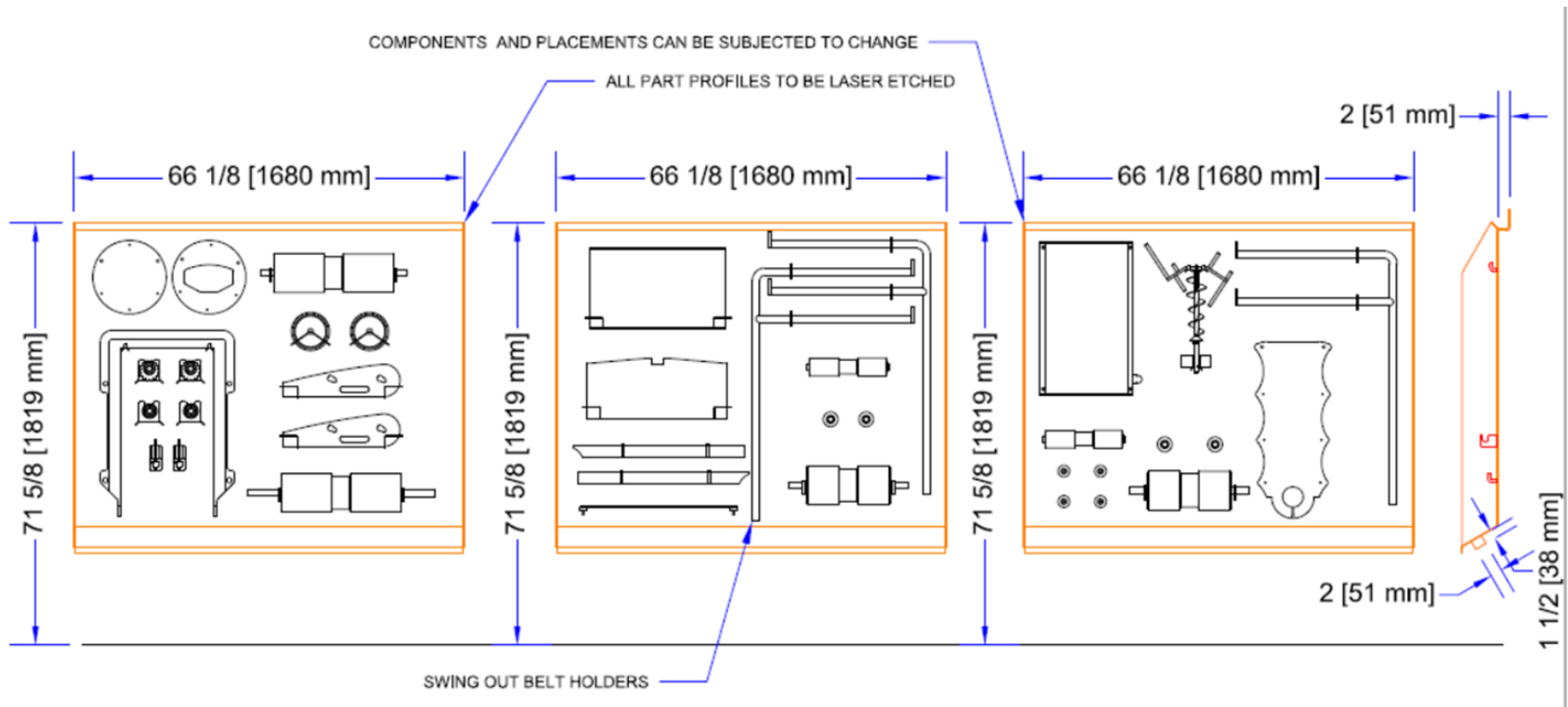
Storage and Sanitation



Full Line Wash Cart Option



Dice Line Wash Wall Option



Questions?

info@devilletechnologies.com

